


EXECUTIVE SUMMARY: NARROW-BARRED SPANISH MACKEREL



Indian Ocean Tuna Commission
Commission des Thons de l'Océan Indien



Status of the Indian Ocean narrow-barred Spanish mackerel (COM: *Scomberomorus commerson*) resource

TABLE 1. Narrow-barred Spanish mackerel: Status of narrow-barred Spanish mackerel (*Scomberomorus commerson*) in the Indian Ocean.

Area ¹	Indicators		2017 stock status determination
Indian Ocean	Catch 2016 ² :	168,350 t	89%
	Average catch 2012-2016:	161,951 t	
MSY (1,000 t) [*]:	131 [96–180]		
F _{MSY} [*]:	0.35 [0.18–0.7]		
B _{MSY} (1,000 t) [*]:	371 [187–882]		
F ₂₀₁₅ /F _{MSY} [*]:	1.28 [1.03–1.69]		
B ₂₀₁₅ /B _{MSY} [*]:	0.89 [0.63–1.15]		
	B ₂₀₁₅ /B ₀ [*]:	0.44 [0.31–0.57]	

¹Boundaries for the Indian Ocean stock assessment are defined as the IOTC area of competence.

² Proportion of catch estimated or partially estimated by IOTC Secretariat in 2016: 75%

Nominal catches represent those estimated by the IOTC Secretariat. If these data are not reported by CPCs, the IOTC Secretariat estimates total catch from a range of sources including: partial catch and effort data; data in the FAO FishStat database; catches estimated by the IOTC from data collected through port sampling; data published through web pages or other means; data reported by other parties on the activity of vessels; and data collected through sampling at the landing place or at sea by scientific observers.

*Range of plausible values of biologically realistic OCOM model realizations (IOTC-2017-WPNT07-R)

Colour key	Stock overfished (SB _{year} /SB _{MSY} < 1)	Stock not overfished (SB _{year} /SB _{MSY} ≥ 1)
Stock subject to overfishing (F _{year} /F _{MSY} > 1)	89%	11%
Stock not subject to overfishing (F _{year} /F _{MSY} ≤ 1)	0%	0%
Not assessed/Uncertain		

INDIAN OCEAN STOCK – MANAGEMENT ADVICE

Stock status. Analysis using the Optimised Catch-Only Method (OCOM) indicates that the stock is being exploited at a rate exceeding F_{MSY} in recent years, and the stock appears to be below B_{MSY}. An analysis undertaken in 2013 in the Northwest Indian Ocean (Gulf of Oman) indicated that overfishing is occurring in this area and that localised depletion may also be occurring¹, though the degree of connectivity of the stock remains unknown. Stock structure remains to be clarified for this stock. Based on the weight-of-evidence available, the stock appears to be **overfished** and **subject to overfishing** (Table 1, Fig. 2). Catches since 2009 and also recent average catches (2012-2016) are well above the current MSY estimate (131,000 t) (Fig. 1).

Outlook. There is considerable uncertainty about stock structure and the estimate of total catches. The continue increase in annual catches in recent years has further increased the pressure on the Indian Ocean narrow-barred Spanish mackerel stock. The apparent fidelity of narrow-barred Spanish mackerel to particular areas/regions is a matter for concern as overfishing in these areas can lead to localised depletion. Research emphasis on collating catch per unit effort (CPUE) time series for the main fleets, size compositions and life trait history parameters (e.g. estimates of growth, natural mortality, maturity, etc.) should be considered of high priority for the Commission. There is a very high risk of exceeding MSY-based reference points by 2018 and 2025 if catches are maintained at or even reduced by 10 % from current (2015) levels at the time of the assessment (100% risk that B₂₀₁₈ < B_{MSY}, and 100% risk that F₂₀₁₈ > F_{MSY}) (Table 2).

¹ IOTC-2013-WPNT03-27

Management advice. There is a continued high risk of exceeding MSY-based reference points by 2025, even if catches are reduced to 80% of the 2015 levels (73% risk that $B_{2025} < B_{MSY}$, and 99% risk that $F_{2025} > F_{MSY}$). The modelled probabilities of the stock achieving levels consistent with the MSY reference levels (e.g. $B > B_{MSY}$ and $F < F_{MSY}$) in 2025 are 93% and 70%, respectively, for a future constant catch at 70% of current catch level. If catches are reduced by 30% of the 2015 levels at the time of the assessment, which corresponds to catches below MSY, the stock is expected to recover to levels above the MSY reference points with at least a 50% probability by 2025 (Table 2).

The following should also be noted:

- Maximum Sustainable Yield estimate for the Indian Ocean stock was estimated at 131,000, while 2016 catches (168,350 t) are exceeding this level.
- Limit reference points: The Commission has not adopted limit reference points for any of the neritic tunas under its mandate.
- Further work is needed to improve the reliability of the catch series. Reported catches should be verified or estimated, where they are believed to be gaps, based on expert knowledge of the history of the various fisheries or through statistical extrapolation methods.
- Improvement in data collection and reporting is required if the stock is to be assessed using integrated stock assessment models.
- Given the increase in narrow-barred Spanish mackerel catch in the last decade, measures need to be taken to reduce catches in the Indian Ocean (Table 2).
- Research emphasis on collating catch per unit effort (CPUE) time series for the main fleets, size compositions and life trait history parameters (e.g. estimates of growth, natural mortality, maturity, etc.) should be considered of high priority for the Commission.
- There is a lack of information submitted by CPCs on total catches, catch and effort and size data for neritic tunas, despite their mandatory reporting status. In the case of 2016 catches 75% of the total catches were either fully or partially estimated by the IOTC Secretariat, which increases the uncertainty of the stock assessments using these data. Therefore the management advice to the Commission includes the need for CPCs need to comply with IOTC data requirements per Resolution 15/01 and 15/02.
- **Main fishing gear (average catches 2012–16):** Narrow-barred Spanish mackerel are caught mainly using gillnet, however significant numbers are also caught using troll lines (Fig. 1).
- **Main fleets (average catches 2012–16):** Fisheries in Indonesia, India, and I.R. Iran account for around two-thirds of catches. Spanish mackerel is also targeted throughout the Indian Ocean by artisanal and sports/recreational fisheries.

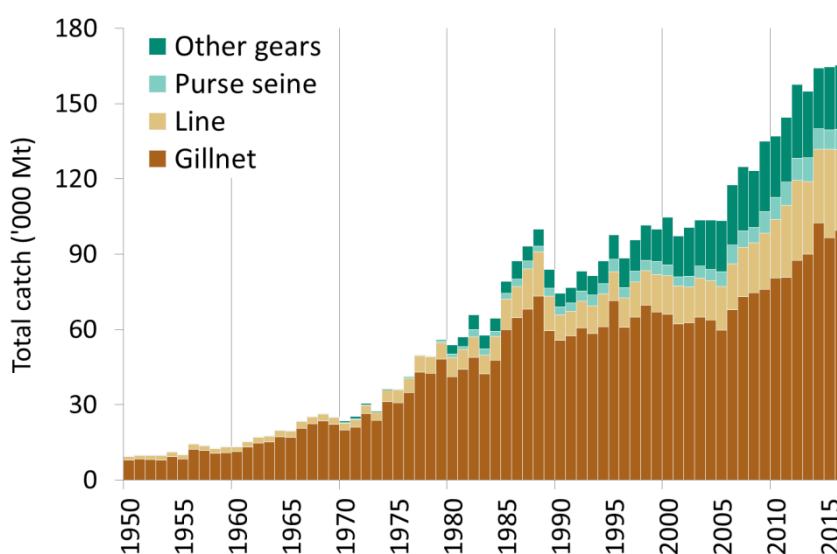


Fig. 1. Narrow-barred Spanish mackerel: Annual catches of narrow-barred Spanish mackerel by gear recorded in the IOTC database (1950–2016)².

² **Definition of fishery:** Gillnet: gillnet, including offshore gillnet; Line: coastal longline, hand line, troll line; Purse seine: coastal purse seine, purse seine, ring net; Other gears: baitboat, Danish seine, liftnet, longline, longline fresh, trawling.

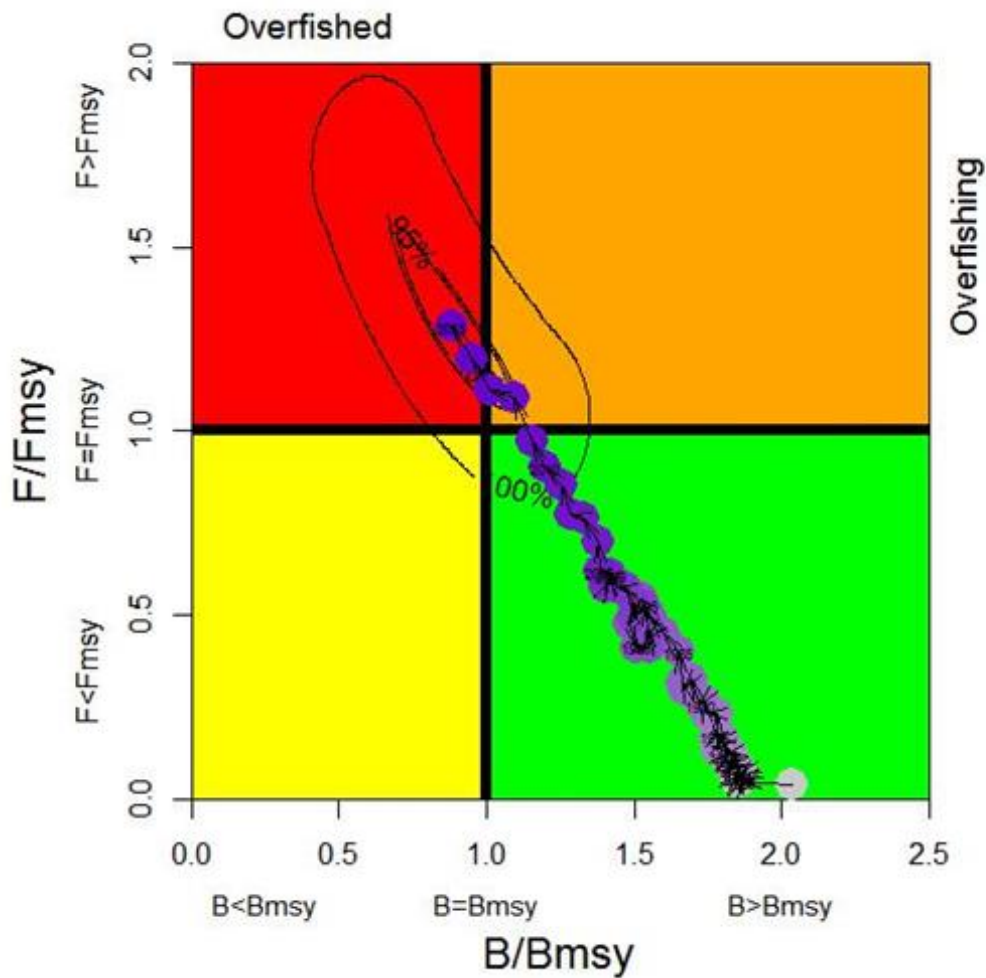


Fig. 2. Narrow-barred Spanish mackerel. OCOM Indian Ocean assessment Kobe plot. Blue circles indicate the trajectory of the point estimates for the B ratio and F ratio for each year between 1950 and 2015 (the black lines represent all plausible model runs shown around 2015 estimate).

Table 2. Narrow-barred Spanish mackerel: OCOM Indian Ocean assessment Kobe II Strategy Matrix. Probability (percentage) of violating the MSY-based reference points for five constant catch projections (2015 catch level, -10%, -20%, -30%, +10% and +20%) projected for 3 and 10 years. Note: Results are from the 2017 assessment using data up to 2015, available at that time.

Reference point and projection timeframe	Alternative catch projections (relative to 2015) and weighted probability (%) scenarios that violate MSY-based reference point					
	70% (107,924 t)	80% (123,342 t)	90% (138,759 t)	100% (154,177 t)	110% (169,595 t)	120% (185,012 t)
B ₂₀₁₈ < B _{MSY}	71	90	99	100	100	100
F ₂₀₁₈ > F _{MSY}	100	100	100	100	100	100
B ₂₀₂₅ < B _{MSY}	7	73	100	100	100	100
F ₂₀₂₅ > F _{MSY}	30	99	100	100	100	100